

# MANUFACTURER & SUPPLIER

Designer Decorative Door

3D Membrane Door

Membrane Door

Cabinet Door



Office Modular

Kitchen Modular

Wardrobe Modular

2020 / 2021

# What is a Membrane Door?



Membrane doors are manufactured using solid MDF (medium density fibers) overlaid with imported membrane films of different colors and designs. It is durable, waterproof, anti-fading, non-cracking, and easy to maintain.

The membrane door is a pre-finished product, it is very economical, saving cost and time for construction.



DS191\*



DS192



DS193



DS194



DS195



DS196

**STANDARD SPECIFICATIONS**

Wall Opening Size (mm)	Wall Thickness (mm)	Door Panel Size (mm)
750 x 2100	150	W670 x H2050 x D38
900 x 2100	150	W820 x H2050 x D38
750 x 2400	150	W670 x H2350 x D38
900 x 2400	150	W820 x H2350 x D38

\*Others door size and design available upon request, membrane finishes code refer to last page.

**MATERIAL PRICE IN MEMBRANE**

DS191	DS192	DS193	DS194	DS195	DS196
RM1200	RM1200	RM1200	RM1400	RM1800	RM2000
RM1200	RM1200	RM1200	RM1400	RM1800	RM2000
RM1500	RM1500	RM1500	RM1600	RM2000	RM2300
RM1500	RM1500	RM1500	RM1600	RM2000	RM2300



DP1\*



DP2



DP3



DP4



DP5




DP6

Finger Groove Handle



GH1\* - Only for melamine door.



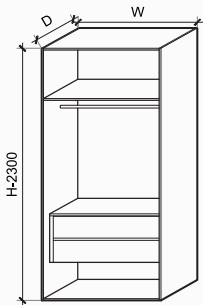
GH2 - Only for membrane door.

NOTE: Price indicated are supply only, installation labour and delivery cost are excluded.



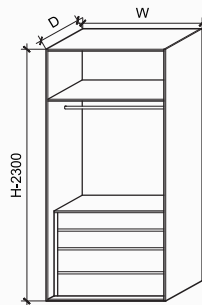


**ELEGANCE**  
**GREY COLOR DESIGN**



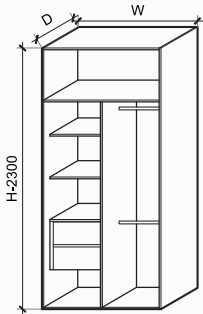
1 HANGING ROD, 1 SHELF, 2 DRAWERS		
Code	Size (mm)	Price
<b>W1-45</b>	D550 x H2300 x W450	<b>RM700</b>
<b>W1-90</b>	D550 x H2300 x W900	<b>RM960</b>
<b>W1-SL-90</b>	D450 x H2300 x W900	<b>RM900</b>

\*W - Code are for swing door panel.  
\*SL - Code are for sliding door.



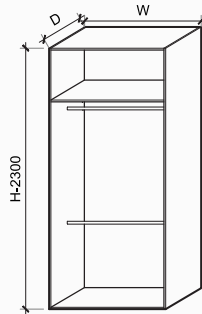
1 HANGING ROD, 1 SHELF, 4 DRAWERS		
Code	Size (mm)	Price
<b>W2-45</b>	D550 x H2300 x W450	<b>RM840</b>
<b>W2-90</b>	D550 x H2300 x W900	<b>RM1140</b>
<b>W2-SL-90</b>	D450 x H2300 x W900	<b>RM1080</b>

\*W - Code are for swing door panel.  
\*SL - Code are for sliding door.



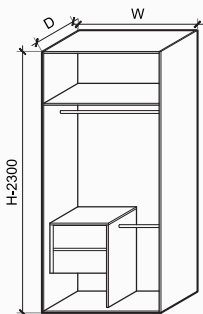
2 HANGING ROD, 3 SHELVES, 2 DRAWERS		
Code	Size (mm)	Price
<b>W3-90</b>	D550 x H2300 x W900	<b>RM870</b>
<b>W3-SL-90</b>	D450 x H2300 x W900	<b>RM820</b>

\*W - Code are for swing door panel.  
\*SL - Code are for sliding door.



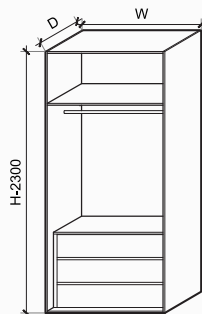
2 HANGING ROD WITH 1 SHELF		
Code	Size (mm)	Price
<b>W4-45</b>	D550 x H2300 x W450	<b>RM480</b>
<b>W4-90</b>	D550 x H2300 x W900	<b>RM630</b>
<b>W4-SL-90</b>	D450 x H2300 x W900	<b>RM570</b>

\*W - Code are for swing door panel.  
\*SL - Code are for sliding door.



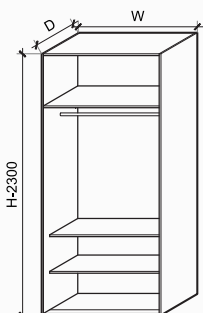
2 HANGING ROD, SHELVES, 2 DRAWERS		
Code	Size (mm)	Price
<b>W5-90</b>	D550 x H2300 x W900	<b>RM820</b>
<b>W5-SL-90</b>	D450 x H2300 x W900	<b>RM760</b>

\*W - Code are for swing door panel.  
\*SL - Code are for sliding door.



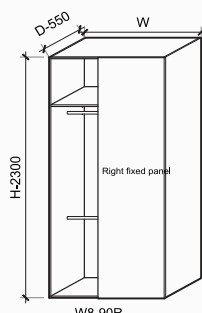
1 HANGING ROD, 1 SHELF, 3 DRAWERS		
Code	Size (mm)	Price
<b>W6-45</b>	D550 x H2300 x W450	<b>RM780</b>
<b>W6-90</b>	D550 x H2300 x W900	<b>RM1080</b>
<b>W6-SL-90</b>	D450 x H2300 x W900	<b>RM1020</b>

\*W - Code are for swing door panel.  
\*SL - Code are for sliding door.



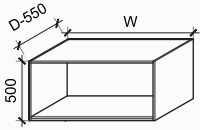
1 HANGING ROD AND 3 SHELVES		
Code	Size (mm)	Price
<b>W7-45</b>	D550 x H2300 x W450	<b>RM540</b>
<b>W7-90</b>	D550 x H2300 x W900	<b>RM660</b>
<b>W7-SL-90</b>	D450 x H2300 x W900	<b>RM600</b>

\*W - Code are for swing door panel.  
\*SL - Code are for sliding door.

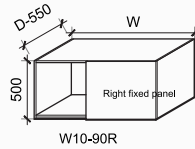


2 HANGING ROD WITH 1 SHELF		
Code	Size (mm)	Price
<b>W8-90R</b>	D550 x H2300 x W900	<b>RM840</b>
<b>W8-90L</b>	D550 x H2300 x W900	<b>RM840</b>

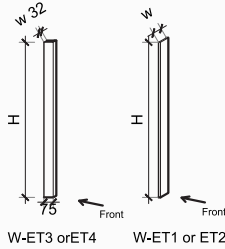
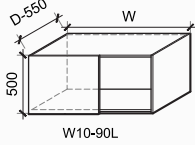
NOTE: Price indicated are supply only, installation labour and delivery cost are excluded.



TOP OPEN SHELVES		
Code	Size (mm)	Price
<b>W9-45</b>	D550 x H500 x W450	<b>RM170</b>
<b>W9-90</b>	D550 x H500 x W900	<b>RM200</b>



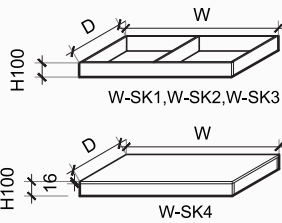
WARDROBE TOP CORNER CARCASE		
Code	Size (mm)	Price
<b>W10-90R</b>	D550 x H500 x W900	<b>RM290</b>
<b>W10-90L</b>	D550 x H500 x W900	<b>RM290</b>



WALL END TERMINATION PANEL	
Code	Size (mm)
<b>W-ET1</b>	W75 x H2400
<b>W-ET2</b>	W75 x H600
<b>W-ET3</b>	W32 x H2400 x D75
<b>W-ET4</b>	W32 x H600 x D75

MATERIAL PRICE	
Melamine (ML)	Membrane (M)
<b>RM60</b>	<b>RM90</b>
<b>RM40</b>	<b>RM60</b>
<b>RM60</b>	<b>RM90</b>
<b>RM40</b>	<b>RM60</b>

\*Color selection refer to last page.

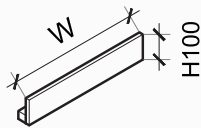


WARDROBE SKIRTING BASE	
Code	Size (mm)
<b>W-SK1</b>	D550 x H100 x W900
<b>W-SK2</b>	D550 x H100 x W450
<b>W-SK3</b>	D450 x H100 x W900
<b>W-SK4</b>	D580 x H100 x W900

MATERIAL PRICE	
Melamine (ML)	Membrane (M)
<b>RM60</b>	<b>RM90</b>
<b>RM50</b>	<b>RM70</b>
<b>RM40</b>	<b>RM60</b>
<b>RM80</b>	<b>RM100</b>

\*W-SK1 until SK3 skirting without top panel.  
\*W-SK4 skirting with top panel for sliding door carcass.

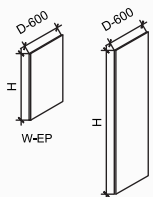
\*Color selection refer to last page.



WARDROBE TOP SILL	
Code	Size (mm)
<b>W-TP1</b>	H100 x W900
<b>W-TP2</b>	H100 x W450

MATERIAL PRICE	
Melamine (ML)	Membrane (M)
<b>RM60</b>	<b>RM90</b>
<b>RM50</b>	<b>RM70</b>

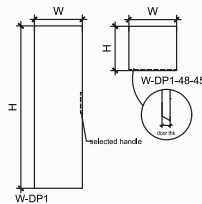
\*Color selection refer to last page.



WARDROBE END PANEL	
Code	Size (mm)
<b>W-EP1</b>	D600 x H2400
<b>W-EP2</b>	D600 x H600

MATERIAL PRICE	
Melamine (ML)	Membrane (M)
<b>RM290</b>	<b>RM680</b>
<b>RM100</b>	<b>RM170</b>

\*Color selection refer to last page.

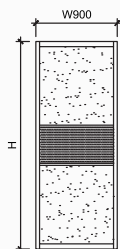


WARDROBE DOOR PANEL	
Code	Size (mm)
<b>W-DP1-L</b>	H2300 x W450
<b>W-DP1-M</b>	H500 x W450

MATERIAL PRICE	
Melamine (ML)	Membrane (M)
<b>RM290</b>	<b>RM480</b>
<b>RM50</b>	<b>RM120</b>

\*Need to allow 20mm gap between the other door for the above Selected wardrobe handle.

\*Color selection refer to last page.



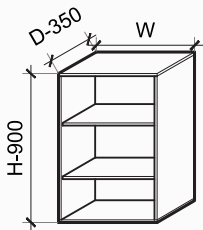
WARDROBE ANTI-JUMP SLIDING DOOR	
Code	Size (mm)
<b>SL1</b>	H2300 x W900
<b>SL2</b>	H2400 x W900

MATERIAL PRICE	
<b>RM720</b>	
<b>RM720</b>	

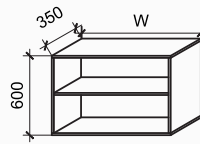
\*Anti-jump sliding door - 4mm thk frosted glass with aluminium anodised frame.



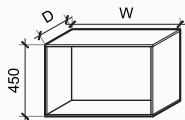
**QUALITY  
LIVING STYLE**



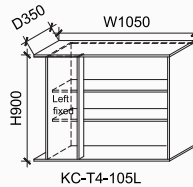
TOP HUNG		
Code	Size (mm)	Price
<b>KC-T1-45</b>	D350 x H900 x W450	<b>RM270</b>
<b>KC-T1-90</b>	D350 x H900 x W900	<b>RM390</b>



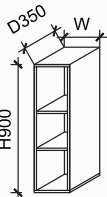
TOP HUNG UNIT (STOVE)		
Code	Size (mm)	Price
<b>KC-T2-45</b>	D350 x H600 x W450	<b>RM220</b>
<b>KC-T2-90</b>	D350 x H600 x W900	<b>RM270</b>



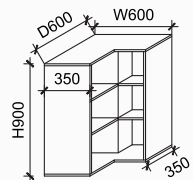
TOP HUNG UNIT (FRIDGE)		
Code	Size (mm)	Price
<b>KC-T3-35</b>	D350 x H450 x W900	<b>RM240</b>
<b>KC-T3-45</b>	D350 x H450 x W450	<b>RM200</b>
<b>KC-T3-60</b>	D600 x H450 x W900	<b>RM340</b>



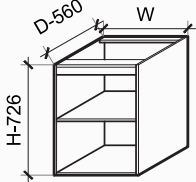
WALL HUNG UNIT (CORNER)		
Code	Size (mm)	Price
<b>KC-T4-105L</b>	D350 x H900 x W1050	<b>RM480</b>
<b>KC-T4-105R</b>	D350 x H900 x W1050	<b>RM480</b>



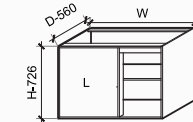
WALL HUNG UNIT		
Code	Size (mm)	Price
<b>KC-T5-25</b>	D350 x H900 x W250	<b>RM180</b>



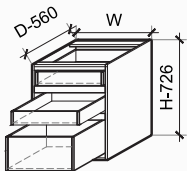
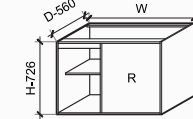
WALL HUNG UNIT (CORNER)		
Code	Size (mm)	Price
<b>KC-T6-60</b>	D600 x H900 x W600	<b>RM450</b>



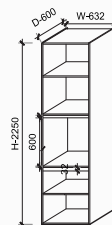
BASE UNIT		
Code	Size (mm)	Price
<b>KC-B1-45</b>	D560 x H726 x W450	<b>RM270</b>
<b>KC-B1-90</b>	D560 x H726 x W900	<b>RM390</b>



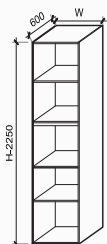
BASE UNIT		
Code	Size (mm)	Price
<b>KC-B2-90L</b>	D560 x H726 x W900	<b>RM440</b>
<b>KC-B2-90R</b>	D560 x H726 x W900	<b>RM440</b>



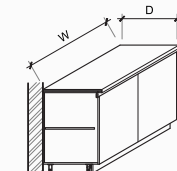
BASE UNIT		
Code	Size (mm)	Price
<b>KC-B3-45</b>	D560 x H726 x W450	<b>RM540</b>
<b>KC-B3-90</b>	D560 x H726 x W900	<b>RM780</b>



FULL HEIGHT UNIT (OVEN)		
Code	Size (mm)	Price
<b>KC-F1-632</b>	D600 x H2250 x W632	<b>RM720</b>



FULL HEIGHT UNIT		
Code	Size (mm)	Price
<b>KC-F2-45</b>	D600 x H2250 x W450	<b>RM780</b>
<b>KC-F2-90</b>	D600 x H2250 x W900	<b>RM840</b>

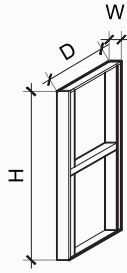


COUNTER TOP		
Size (mm)	16mm thk Melamine (MLT)	12mm Thk Plywood (PLY)
Depth 600	<b>RM50/ft</b>	<b>RM20/ft</b>

Note: Color selection refer to last page.

NOTE: Price indicated are supply only, installation labour and delivery cost are excluded. Others cabinet size available upon request.





**WALL END TERMINATION**

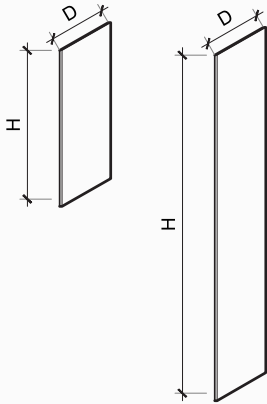
Code	Size (mm)
<b>KC-ET1</b>	D330 x H900 x W118
<b>KC-ET2</b>	D560 x H726 x W75

Note: Various size depend on site measurement.

**MATERIAL PRICE**

Melamine (ML)	Membrane (M)
<b>RM130</b>	<b>RM200</b>
<b>RM90</b>	<b>RM130</b>

\*Color selection refer to last page.



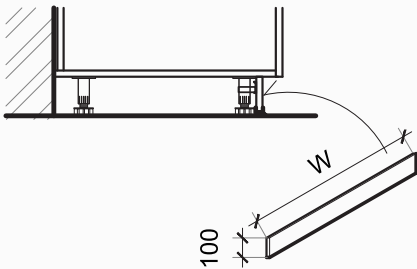
**SIDE PANEL / END PANEL**

Code	Size (mm)
<b>KC-EP1</b>	D600 x H810
<b>KC-EP2</b>	D370 x H900
<b>KC-EP3</b>	D370 x H600
<b>KC-EP4</b>	D620 x H2350
<b>KC-EP5</b>	D370 x H450

**MATERIAL PRICE**

Melamine (ML)	Membrane (M)
<b>RM130</b>	<b>RM230</b>
<b>RM90</b>	<b>RM160</b>
<b>RM60</b>	<b>RM110</b>
<b>RM390</b>	<b>RM650</b>
<b>RM50</b>	<b>RM80</b>

\*Color selection refer to last page.



**SKIRTING BASE**

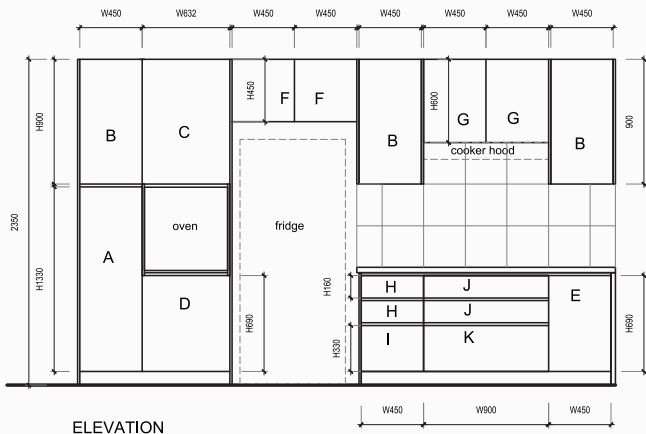
Code	Size (mm)
<b>SK-1</b>	H100 x W450
<b>SK-2</b>	H100 x W900
<b>SK-3</b>	H100 x W632

Note: Skirting length depend on cabinet location, max length 2400mm included 4 quantity of adjustable leg support per base unit.

**MATERIAL PRICE**

Melamine (ML)	Membrane (M)
<b>RM40</b>	<b>RM60</b>
<b>RM60</b>	<b>RM90</b>
<b>RM50</b>	<b>RM70</b>

\*Color selection refer to last page.



**DOOR PANEL**

Code	Size (mm)
<b>DP1-A</b>	H1330 x W450
<b>DP1-B</b>	H900 x W450
<b>DP1-C</b>	H900 x W632
<b>DP1-D</b>	H690 x W632
<b>DP1-E</b>	H690 x W450
<b>DP1-F</b>	H450 x W450
<b>DP1-G</b>	H600 x W450
<b>DP1-H</b>	H160 x W450
<b>DP1-I</b>	H330 x W450
<b>DP1-J</b>	H160 x W900
<b>DP1-K</b>	H330 x W900

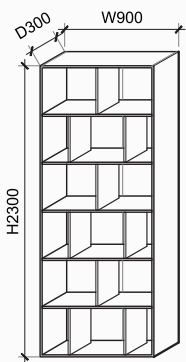
**MATERIAL PRICE**

Melamine (ML)	Membrane (M)
<b>RM160</b>	<b>RM290</b>
<b>RM110</b>	<b>RM200</b>
<b>RM150</b>	<b>RM270</b>
<b>RM120</b>	<b>RM200</b>
<b>RM80</b>	<b>RM150</b>
<b>RM60</b>	<b>RM110</b>
<b>RM100</b>	<b>RM130</b>
<b>RM30</b>	<b>RM50</b>
<b>RM50</b>	<b>RM80</b>
<b>RM30</b>	<b>RM70</b>
<b>RM80</b>	<b>RM150</b>

Note: Color selection refer to last page.

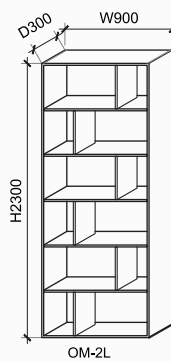


**MINIMALIST  
DESIGN STYLE**



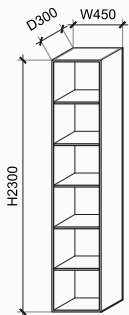
OPEN SHELVES		
Code	Size (mm)	Price
<b>OM-1</b>	D300 x H2300 x W900	<b>RM920</b>

\*Modular needs 2 end panel (EP) and 1 skirting (SK).



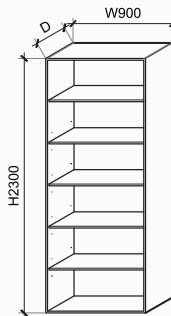
OPEN SHELVES		
Code	Size (mm)	Price
<b>OM-2L</b>	D300 x H2300 x W900	<b>RM840</b>
<b>OM-2R</b>	D300 x H2300 x W900	<b>RM840</b>

\*Modular needs 2 end panel (EP) and 1 skirting (SK).



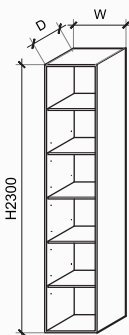
OPEN SHELVES		
Code	Size (mm)	Price
<b>OM-3</b>	D300 x H2300 x W450	<b>RM540</b>

\*Modular needs 2 end panel (EP) and 1 skirting (SK).



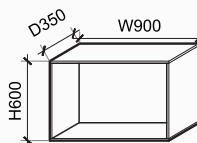
OPEN SHELVES		
Code	Size (mm)	Price
<b>OM-4</b>	D450 x H2300 x W900	<b>RM720</b>

\*Modular needs 2 end panel (EP) and 1 skirting (SK).  
\*Cabinet suggested with door panel.



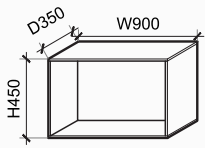
OPEN SHELVES		
Code	Size (mm)	Price
<b>OM5-45</b>	D450 x H2300 x W450	<b>RM540</b>
<b>OM5-30</b>	D450 x H2300 x W300	<b>RM480</b>

\*Modular needs 2 end panel (EP) and 1 skirting (SK).  
\*Cabinet suggested with door panel.

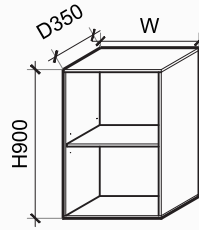


TOP HUNG		
Code	Size (mm)	Price
<b>OM-6</b>	D350 x H600 x W900	<b>RM240</b>

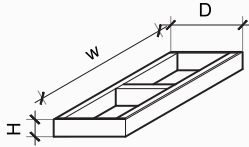
NOTE: Price indicated are supply only, installation labour and delivery cost are excluded.



TOP HUNG		
Code	Size (mm)	Price
<b>OM-7</b>	D350 x H450 x W900	<b>RM240</b>



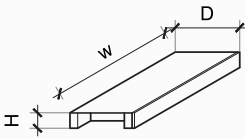
TOP HUNG		
Code	Size (mm)	Price
<b>OM8-45</b>	D350 x H900 x W450	<b>RM270</b>
<b>OM8-90</b>	D350 x H900 x W900	<b>RM340</b>



SKIRTING BASE	
Code	Size (mm)
<b>OM-SK1</b>	D300 x H100 x W450
<b>OM-SK2</b>	D300 x H100 x W900
<b>OM-SK3</b>	D380 x H100 x W450
<b>OM-SK4</b>	D380 x H100 x W900
<b>OM-SK5</b>	D380 x H100 x W1050

MATERIAL PRICE	
Melamine (ML)	Membrane (M)
<b>RM50</b>	<b>RM80</b>
<b>RM100</b>	<b>RM150</b>
<b>RM50</b>	<b>RM80</b>
<b>RM100</b>	<b>RM150</b>
<b>RM120</b>	<b>RM170</b>

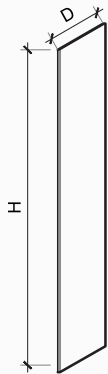
Note: Color selection refer to last page.



TOP SILL	
Code	Size (mm)
<b>OM-TP1</b>	D380 x H50 x W2300

MATERIAL PRICE	
Melamine (ML)	Membrane (M)
<b>RM360</b>	<b>RM480</b>

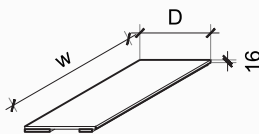
Note: Color selection refer to last page.



SIDE PANEL / END PANEL	
Code	Size (mm) x 16 Thick
<b>OM-EP1</b>	D470 x H2400
<b>OM-EP2</b>	D370 x H2400
<b>OM-EP3</b>	D370 x H1800
<b>OM-EP4</b>	D370 x H900
<b>OM-EP5</b>	D370 x H600
<b>OM-EP6</b>	D370 x H450
<b>OM-EP7</b>	D470 x H750

MATERIAL PRICE	
Melamine (ML)	Membrane (M)
<b>RM300</b>	<b>RM540</b>
<b>RM240</b>	<b>RM410</b>
<b>RM200</b>	<b>RM310</b>
<b>RM100</b>	<b>RM160</b>
<b>RM60</b>	<b>RM110</b>
<b>RM50</b>	<b>RM80</b>
<b>RM110</b>	<b>RM170</b>


Note: Color selection refer to last page.



TOP PANEL	
Code	Size (mm)
<b>OM/TP1</b>	D470 x W1800 x 16thk
<b>OM/TP2</b>	D370 x W1800 x 16thk
<b>OM/TP3</b>	D470 x W900 x 16thk

MATERIAL PRICE	
Melamine (ML)	Membrane (M)
<b>RM230</b>	<b>RM410</b>
<b>RM180</b>	<b>RM310</b>
<b>RM120</b>	<b>RM210</b>

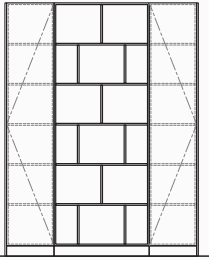
Note: Color selection refer to last page.



DOOR PANEL	
Code	Size (mm)
<b>DP1-L</b>	H2300 x W450
<b>DP1-F</b>	H450 x W450
<b>DP1-G</b>	H600 x W450
<b>DP1-B</b>	H900 x W450

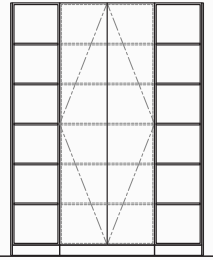
MATERIAL PRICE	
Melamine (ML)	Membrane (M)
<b>RM290</b>	<b>RM480</b>
<b>RM60</b>	<b>RM110</b>
<b>RM100</b>	<b>RM130</b>
<b>RM110</b>	<b>RM200</b>

Note: Color selection refer to last page.



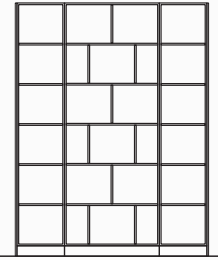
OM-1

OM5-45



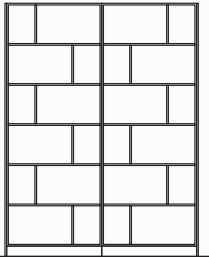
OM-3

OM-4




OM-3

OM-1



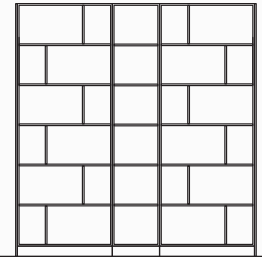
OM-2L

OM-2R



OM-2L

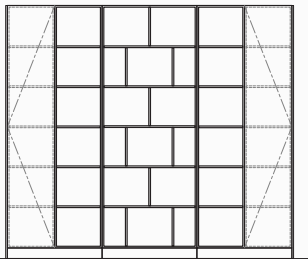
OM5-45



OM-2L

OM-2R

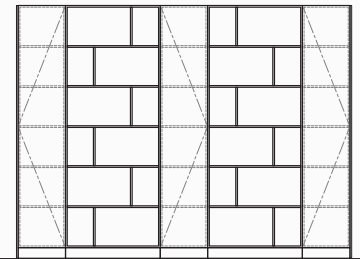
OM-3



OM5-45

OM-3

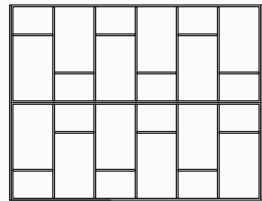
OM-1



OM5-45

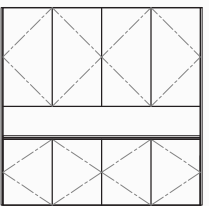
OM-2R

OM-2L



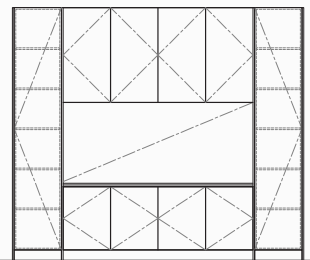
OM-2L

OM-2R



OM8-90

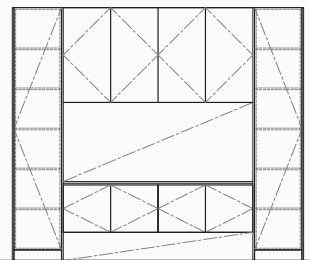
OM-6



OM5-45

OM-6

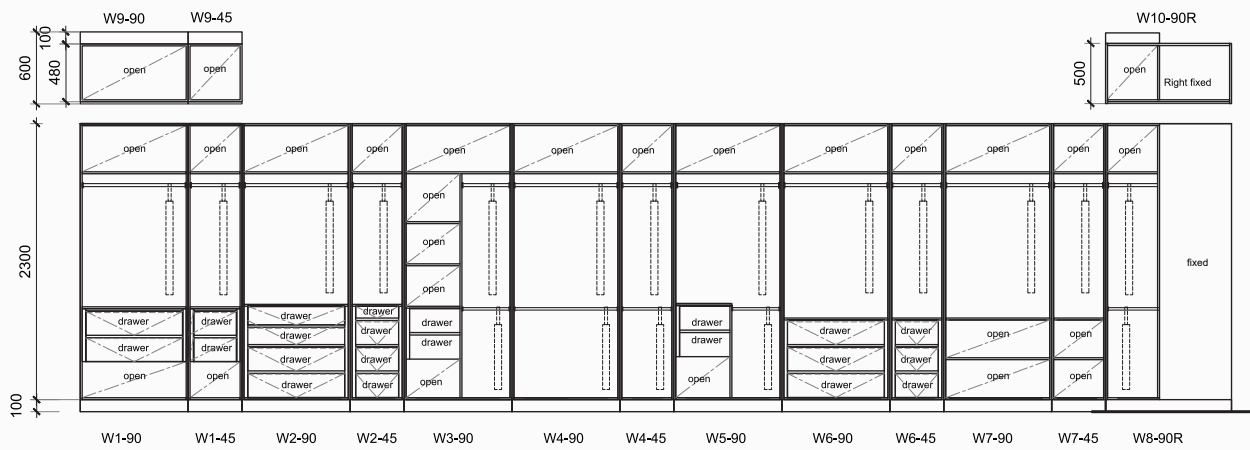
OM8-90



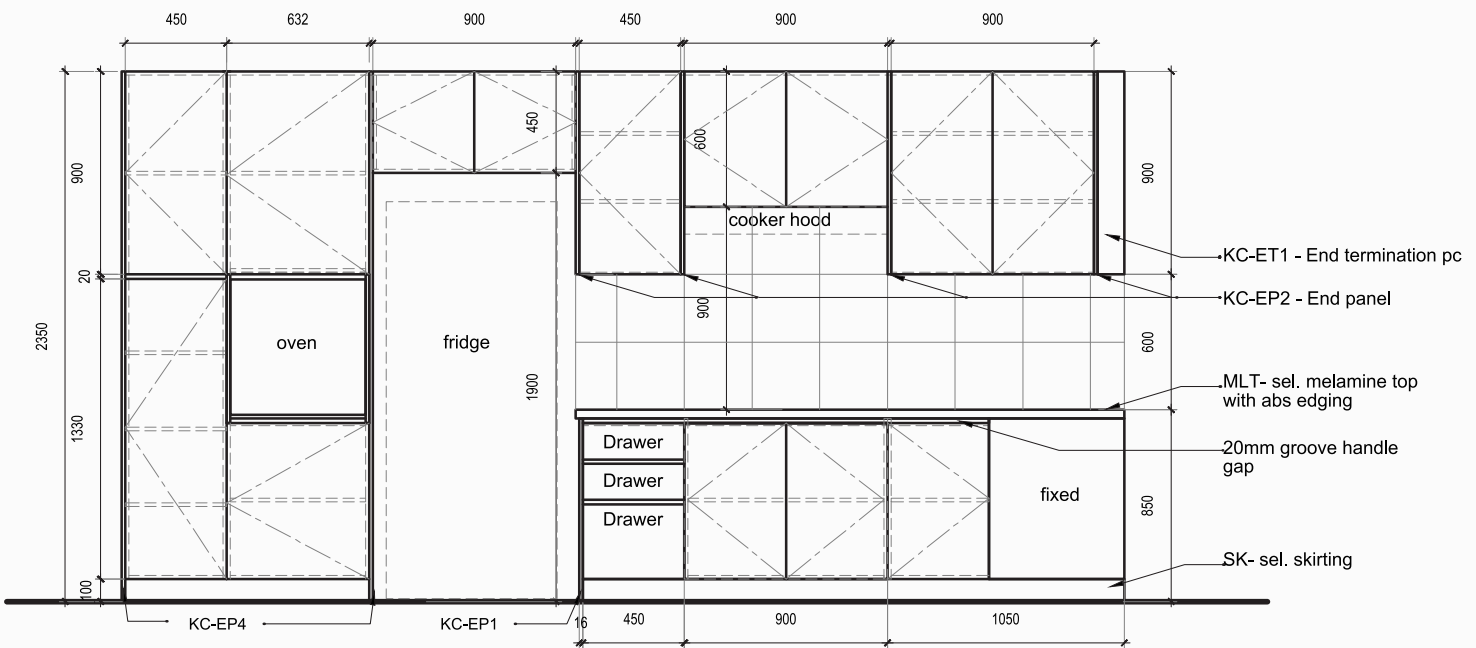
OM5-45

OM-7

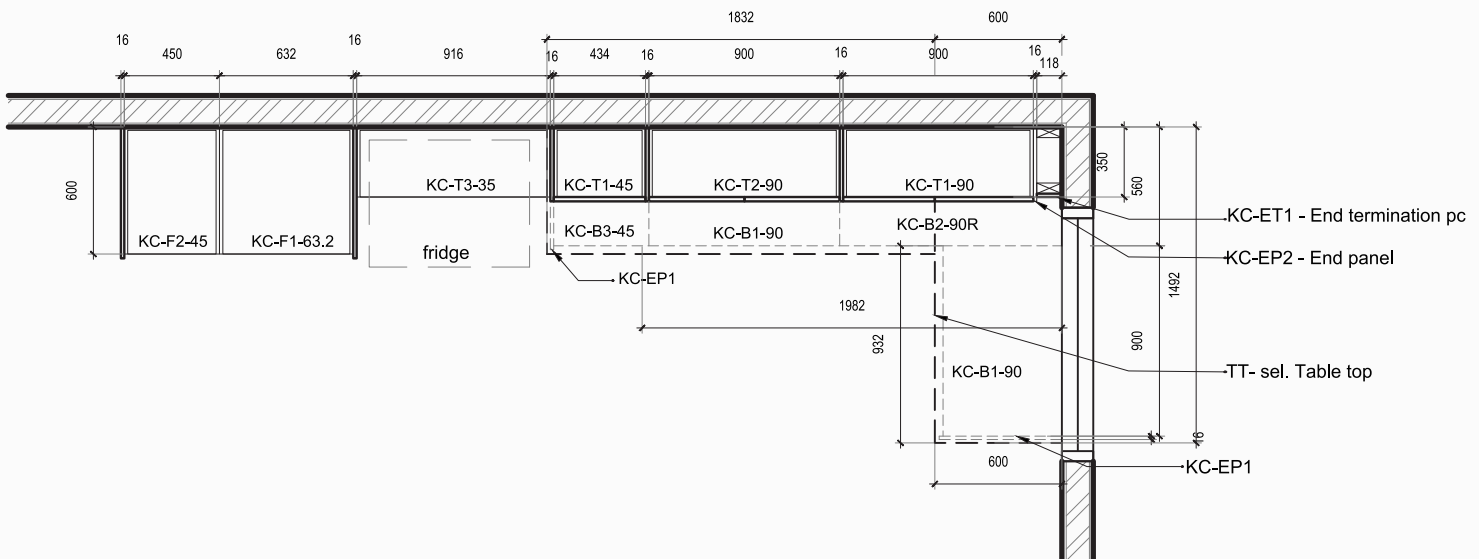
OM8-90



Kitchen Elevation

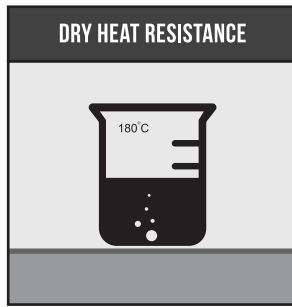


Kitchen Plan Example





**ABRASION RESISTANCE**  
 Taber Abraser applied at 100rpm on sample surface (100x100mm). Insignificant reduction of sample weight.



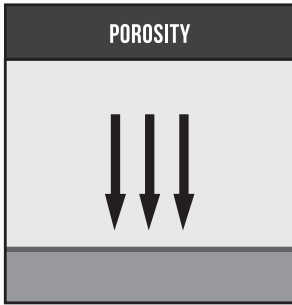
**DRY HEAT RESISTANCE**  
 A vessel of containing oil at 180°C placed on sample surface. Slight changes in gloss colour.



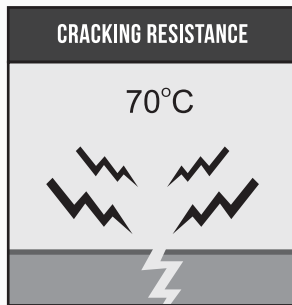
**CIGARETTE BURN RESISTANCE**  
 Lighted cigarette placed on sample surface. slight brownish colour can be wiped off with ethanol.



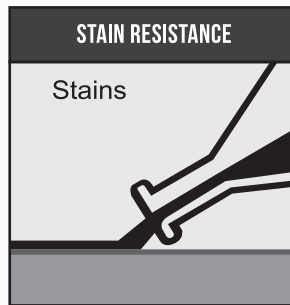
**STEAM RESISTANCE**  
 Sample surface exposed to steam for 1 hour. Slight changes in gloss colour.



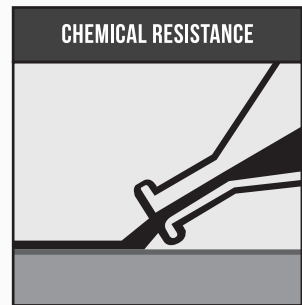
**POROSITY**  
 Graphite laid on sample surface. No graphite stain observed with naked eye.



**CRACKING RESISTANCE**  
 Sample placed in oven at 70°C for 24 hours. No cracks observed.



**STAIN RESISTANCE**  
 Sample surface exposed to various staining materials for 16 hours, including coffee, tea, soy souce, acetone, etc. No change observed.



**CHEMICAL RESISTANCE**  
 Sample surface exposed to 0.2N and 4N hydrochloric acid for 15 minutes. Slight changes in gloss colour observed.

Advantage



Variety of material color series selection to match your design concept.



Easy installation and time saving.



Durable and solid backing carcase.



New approach of grey color carcase instead of ordinary white carcase.



Cabinet height more than ordinary 6 ft, maximum up to 8 ft height.  
 (Note: check your accessible lift car space before make order).



1<sup>st</sup> grade and good quality carcase with ABS edgeband.

**— CHIPBOARD SOLID SERIES**



Dark Grey

**— MELAMINE SERIES**




ML1



ML2



ML3



ML4



ML5



ML6

**— TABLE TOP MELAMINE SERIES**




MLT1



MLT2



MLT3




MLT4

**— MEMBRANE SERIES**



M1 - Wood Matt




M2 - Wood Matt




M3 - Wood Glossy



M4 - Wood Glossy



M5 - White Matt




M6 - Marble Matt



M7 - Grey Matt



M8 - Beige Glossy



M9 - White Glossy

**Disclaimer**

- The colors shown in this catalog may differ from the actual. Please refer to our distributor to see the actual boards.
- The technical specifications listed are general guidelines for our products. Different types of materials and boards are created to meet different performance requirements.



**DOHSON SDN BHD** (1341356-A)

No. 30-2, Jalan Puteri 5/1,  
Bandar Puteri, 47100 Puchong, Selangor.  
Tel. No : +603-8052 2926  
Email : sales@dohsondoor.com

**[www.dohsondoor.com](http://www.dohsondoor.com)**